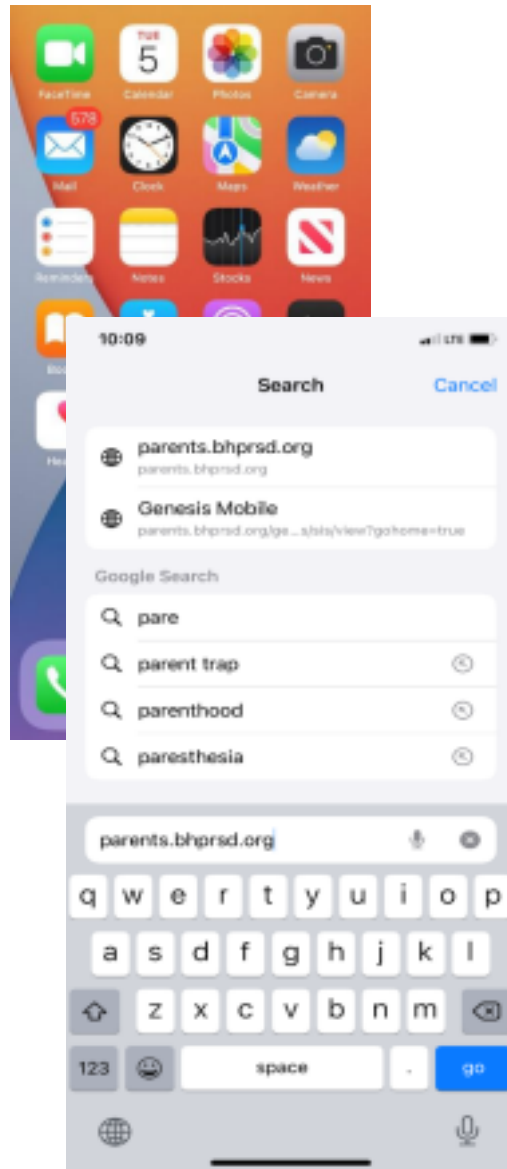


PARENT ACCESS GENESIS MOBILE APP-HOW-TO

Step #1: Click on the SAFARI or the web browser on your phone

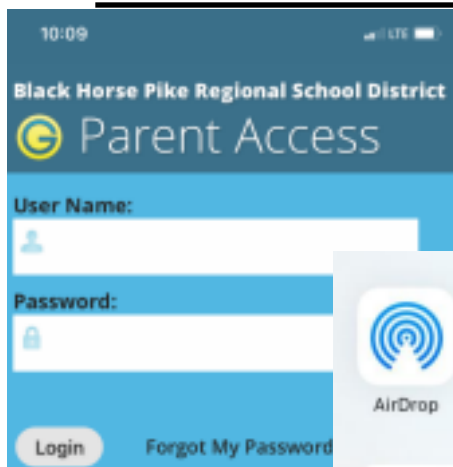


Step #2: Enter the parent portal address in the URL window

Step #3: Press Go.

OVER

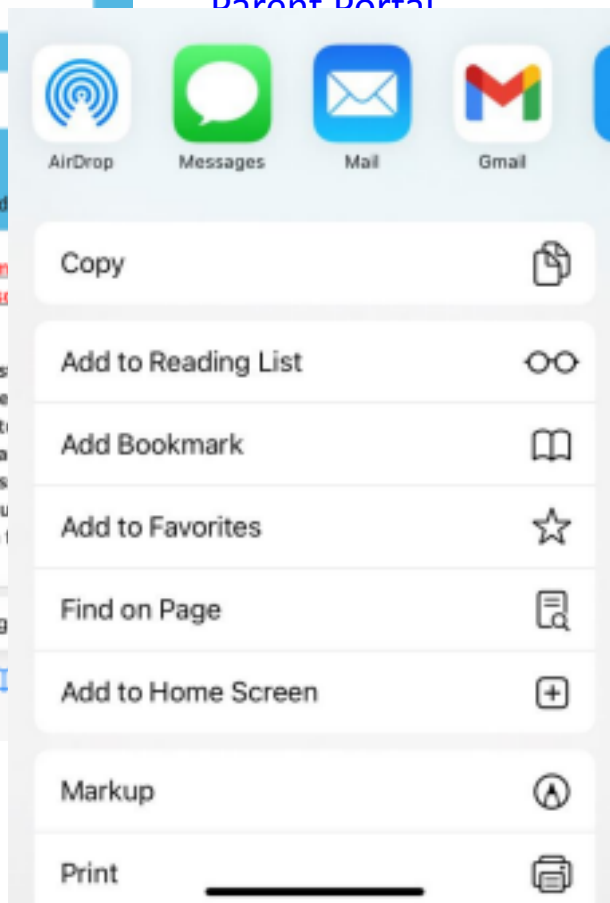
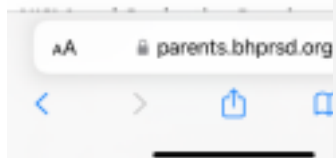
PARENT ACCESS GENESIS MOBILE APP-HOW-TO



Step #4: You will now be at the mobile Genesis Parent Portal

Student Parent Access User Name lowercase letters for your bhprsd email address.

Use the forget password link first once. Please be aware that the reset could take some time, up to 24 hours. If you still do not receive an email, please be using the wrong email address or contact the customer service office for the email you have on file.



Click this

Step #6: Click the button Add

to Home Screen

Note: Some phones may be slightly different in where icons or options are listed. You may have to scroll up or down, however they should be there.